

PHOENIX

PHOENIX SPEICAL ATTACHMENTS

PHOENIX Excavator Special Attachments is a leading manufacturer and trader of excavator and loader attachments. We have more than 15 years of experience in the manufacture, sale and service of construction machine parts. Our products sell well in Europe, the Middle East, Africa, Southeast Asia and America.

The application include light and general construction, road and rail construction as well as quarrying and mining industries, We manufacture all brand excavator attachments by high-quality steel or other materials.



Import and Trade by :

SAKTHI ENTERPRISES

R.O.No. 38/38, Anna Main Road,
Thirumullaivoyal, Chennai - 600 062

H.O.No. 66, CTH Road, MM Complex,
Thirumullaivoyal, Chennai - 600 062.

Workshop : Plot No.2, Balaji Nagar,
Ambattur O.T., Chennai - 600 053.

Contact No : 044 - 2832001
Mobile : 9962223542 / 06 / 52 / 08 / 02
Email : admin@sakthienterprises.org.in
customer@sakthienterprises.org.in
Website : sakthienterprises.org.in
Facebook : sakthi hydraulics
Youtube : sakthi hydraulics
CUSTOMER CARE : 9962223506 / 044-42832001

PHOENIX EXCAVATOR ATTACHMENTS

- Earth Drill
- Rock Saw
- Drum Cutter



CONTENTS

Earth drill 2500	02
Earth drill 4500	03
Earth drill 7000	04
Earth drill 8000	05
Earth drill 15000	06
Earth drill 25000	07
Earth drill 50000	08
ROCK SAW PHRS20	09
ROCK SAW PHRS15	09
ROCK SAW PHRS10	10
ROCK SAW PHRS05	10
VERTICAL DRUM CUTTER PHDC9000	11
VERTICAL DRUM CUTTER PHDC13000	11
PHAL08 -1 TRANSVERSE DRUM CUTTER	12
PHAL08 -2 TRANSVERSE DRUM CUTTER	12
PHAL -18 TRANSVERSE DRUM CUTTER	13
PHAL -35 TRANSVERSE DRUM CUTTER	14
PHAL -50 TRANSVERSE DRUM CUTTER	14

2500 EARTH DRILL

- Model 2500
- Tonnage of suitable excavator 1-3
- Drilling diameter 150-500(mm)

The earth drill is a tool attached to excavators to work. It is made with gears and hydraulic motor of top international quality. It is widely used in fencing, landscaping, tree planting, well boring, foundation piles, piles, screw pile installation, etc.

Auger drive

Items	Main parameters	Unit
Output torque	820-2850	Nm
Oil pressure	65-210	Bar
Oil flow	25-65	LPM
Output speed	30-85	RPM
Weight	50	kg
Height	595	mm
Hose spec	1/2" BSP	
Output shaft spec	65 round shaft 2" hex shaft 57mm square shaft	

Frame and Hitch



Augers and extensions

Dril O.D.(mm)	Drilling Depth(mm)		
	Soft	Medium	Hard
150	2.6	2.2	2.1
200	2.6	2.2	2.1
250	2.6	2.2	2.1
300	2.6	2.2	2.1
400	2.0	1.9	1.5
450	1.7	1.5	1.4
500	1.5	1.4	1.2

Cement mixer bowls

Suitable cement mixer bowl model
Cm140
CM180



4500 EARTH DRILL

- Model 4500
- Tonnage of suitable excavator 2.5-5
- Drilling diameter 150-900(mm)

Auger drive

Items	Main parameters	Unit
Output torque	1490-4505	Nm
Oil pressure	80-210	Bar
Oil flow	50-95	LPM
Output speed	40-85	RPM
Weight	77	kg
Height	680	mm
Hose spec	1/2"BSP	
Output shaft spec	65 round shaft 2" hex shaft 57mm square shaft	

Frame and Hitch



Side Shift hitch



Double pin hitch



Hanger bracketz

Augers and extensions

Dril O.D.(mm)	Drilling Depth(mm)		
	Soft	Medium	Hard
150-600	4.0	3.5	3.3
700	3.0	2.8	2.4
800	2.0	1.7	1.6
900	1.5	1.4	1.2

Cement mixer bowls

Suitable cement mixer bowl model
Cm140
CM180



7000 EARTH DRILL

- Model 7000
- Tonnage of suitable excavator 5-7
- Drilling diameter 200-900(mm)

Auger drive

Items	Main parameters	Unit
Output torque	2100-7000	Nm
Oil pressure	80-210	Bar
Oil flow	50-115	LPM
Output speed	30-75	RPM
Weight	115	kg
Height	790	mm
Hose spec	1/2"BSP	
Output shaft spec	2.5" hex shaft 75mm square shaft	

Frame and Hitch



Side Shift hitch



Double pin hitch



Hanger bracketz

Augers and extensions

Dril O.D.(mm)	Drilling Depth(mm)		
	Soft	Medium	Hard
200-500	5.0	4.4	4.0
600	4.0	3.5	3.2
700	4.0	3.5	3.2
800	3.0	2.8	2.4
900	2.5	2.3	2.0

Cement mixer bowls

Suitable cement mixer bowl model
Cm140
CM180
CM210
CM230



8000 EARTH DRILL

- Model 8000
- Tonnage of suitable excavator 6-8
- Drilling diameter 200-1200(mm)

Auger drive

Items	Main parameters	Unit
Output torque	2600-8200	Nm
Oil pressure	75-210	Bar
Oil flow	70-150	LPM
Output speed	30-75	RPM
Weight	120	kg
Height	790	mm
Hose spec	3/4"BSP	
Output shaft spec	2" hex shaft 57mm square shaft	

Frame and Hitch



Side Shift hitch



Double pin hitch



Hanger bracketz

Augers and extensions

Dril O.D.(mm)	Drilling Depth(mm)		
	Soft	Medium	Hard
200-400	6.0	5.3	4.8
500	5.0	4.5	4.2
600	5.0	4.5	4.2
700	4.5	4.0	3.8
800	4.0	3.5	3.3
900	3.6	3.1	2.8
1000	3.5	3.1	2.8
1200	3.0	2.6	2.3

Cement mixer bowls

Suitable cement mixer bowl model
Cm140
Cm180
Cm210
CM230



15000 EARTH DRILL

- Model 15000
- Tonnage of suitable excavator 8-15
- Drilling diameter 300-1200(mm)

Auger drive

Items	Main parameters	Unit
Output torque	5000-15100	Nm
Oil pressure	75-240	Bar
Oil flow	75-170	LPM
Output speed	15-40	RPM
Weight	180	kg
Height	930	mm
Hose spec	3/4"BSP	
Output shaft spec	2.5" hex shaft 75mm square shaft	

Frame and Hitch



Side Shift hitch



Double pin hitch



Hanger bracketz

Augers and extensions

Dril O.D.(mm)	Drilling Depth(mm)		
	Soft	Medium	Hard
300-400	7.5	7.0	6.0
450	7.0	6.2	5.8
500	7.0	6.2	5.5
600	7.0	6.2	5.5
800	6.0	5.4	4.9
900	5.4	4.9	4.5
1000	5.0	4.5	4.0
1200	4.5	4.0	3.6



25000 EARTH DRILL

- Model 25000
- Tonnage of suitable excavator 15-22
- Drilling diameter 300-1500(mm)

Auger drive

Items	Main parameters	Unit
Output torque	14955-24850	Nm
Oil pressure	160-240	Bar
Oil flow	80-170	LPM
Output speed	10-27	RPM
Weight	280	kg
Height	1165	mm
Hose spec	1"BSP	
Output shaft spec	75mm square shaft	
Frame and Hitch		

Augers and extensions

Dril O.D.(mm)	Drilling Depth(mm)		
	Soft	Medium	Hard
300-400	9.0	2.2	2.1
450	8.5	2.2	2.1
500	8.5	2.2	2.1
600	8.0	2.2	2.1
700	7.5	1.9	1.5
800	7.0	1.5	1.4
1000	6.5	1.4	1.2
1200	6.0	1.5	1.4
1500	5.0	1.4	1.2



50000 EARTH DRILL




- Model 50000
- Tonnage of suitable excavator 20-40
- Drilling diameter 300-1500(mm)

Auger drive

Items	Main parameters	Unit
Output torque	19000-5047	Nm
Oil pressure	172-310	Bar
Oil flow	91-170	LPM
Output speed	300	RPM
Weight	1170	kg
Height	3/4" BSP	mm
Hose spec		
Output shaft spec	75mm square shaft	
Frame and Hitch		

Augers and extensions

Dril O.D.(mm)	Drilling Depth(mm)		
	Soft	Medium	Hard
300-400	10.5	9.0	8.5
450	9.5	8.5	8.0
500	9.0	8.0	7.3
600	9.0	8.0	7.3
700	8.5	7.5	6.5
800	8.0	7.2	6.0
1000	7.0	6.5	5.8
1200	6.5	6.0	5.3
1500	6.0	5.5	4.8



PHRS20 ROCK SAW PHRS20

- Model PHRS20
- Tonnage of suitable excavator 20-40



Items	Main parameters	Unit
Max Output power	200	KW
Max Oil flow	380	LPM
Recommended oil flow	210-310	LPM
Max oil Pressure	310	bar
Max output torque	3400	NM@250bar
Output shaft speed	600	PRM
Weight	560	kg
Max saw diameter	3500	mm
Material for cutting	Grant, Marbles, Reinforced concrete, etc	

- It is constructed with top quality motor and advanced international technology, it is repured for its easy operation, quick cutting efficiency, rapid brake system, cutting clockwise and counter clockwise.
- It can be mounted to any kind of excavators.

PHRS15 ROCK SAW PHRS15

- Model PHRS15
- Tonnage of suitable excavator 15-25



Items	Main parameters	Unit
Max Output power	120	KW
Max Oil flow	250	LPM
Recommended oil flow	150-230	LPM
Max oil Pressure	320	bar
Max output torque	2433	NM@250bar
Output shaft speed	600	PRM
Weight	450	kg
Max saw diameter	2600	mm
Material for cutting	Grant, Marbles, Reinforced concrete, etc	

PHRS10 ROCK SAW PHRS10

- Model PHRS10
- Tonnage of suitable excavator 8-16



Items	Main parameters	Unit
Max Output power	200	KW
Max Oil flow	380	LPM
Recommended oil flow	210-310	LPM
Max oil Pressure	310	bar
Max output torque	3400	NM@250bar
Output shaft speed	650	PRM
Weight	560	kg
Max saw diameter	3500	mm
Material for cutting	Grant, Marbles, Reinforced concrete, etc	

- It is constructed with top quality motor and advanced international technology, it is repured for its easy operation, quick cutting efficiency, rapid brake system, cutting clockwise and counter clockwise.
- It can be mounted to any kind of excavators.

PHRS05 ROCK SAW PHRS05

- Model PHRS05
- Tonnage of suitable excavator 5-8

Items	Main parameters	Unit
Max Output power	70	KW
Max Oil flow	180	LPM
Recommended oil flow	100-150	LPM
Max oil Pressure	310	bar
Max output torque	1225	NM@250bar
Output shaft speed	750	PRM
Weight	370	kg
Max saw diameter	2000	mm
Material for cutting	Grant, Marbles, Reinforced concrete, etc	

PHDC9000

VERTICAL DRUM CUTTER PHDC9000

- Model PHDC9000
- Tonnage of suitable excavator 10-20
- Drilling diameter 10-20 tons



PHDC13000

VERTICAL DRUM CUTTER PHDC13000

- Model PHDC13000
- Tonnage of suitable excavator 10-20
- Drilling diameter 20-30 tons

It is used for tunnel milling, surface milling, coal mining etc.

Items	Main parameters	Unit
Max Output power	85	KW
Oil flow	90-170	LPM
Recommended oil flow	110-170	LPM
Oil Pressure	170-310	bar
Max output torque	9300	NM@250bar
Output shaft speed	40-90	PRM
Weight	750	kg
Teeth Number	42	↑

Items	Main parameters	Unit
Max Output power	85	KW
Oil flow	90-170	LPM
Recommended oil flow	110-170	LPM
Oil Pressure	170-310	bar
Max output torque	12960	NM@250bar
Output shaft speed	30-70	PRM
Weight	750	kg
Teeth Number	42	↑

■ This product is constructed by connecting hitch, top quality hydraulic motor, heavy duty gear transmission system and cutting drum, It is equipped to excavators, to work. It is reputed for its big output torque, easy operation and maintenance.

PHAL08-1 TRANSVERSE DRUM CUTTER

PHAL08-2 TRANSVERSE DRUM CUTTER

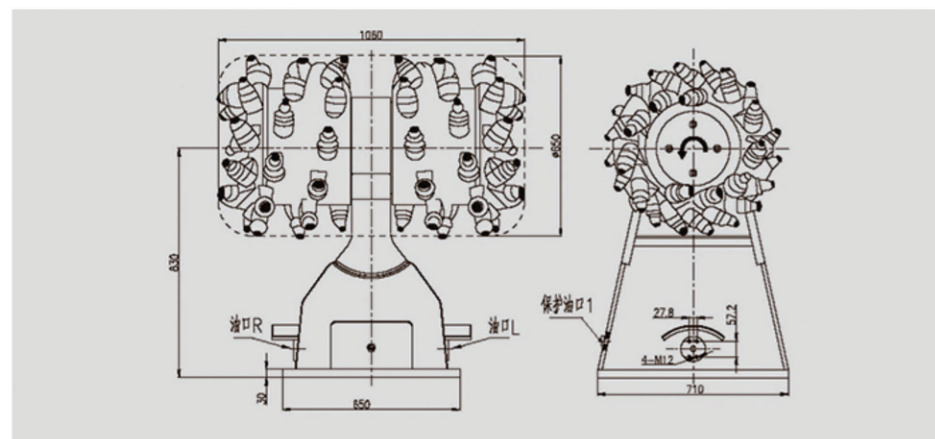


Items	Main parameters	Unit
ml/min	255	ml/min
Rated turning speed	55	r/min
Rated prescure	25	Mpa
Max.pressure(Mpa)	31.5	Mpa
Rated output torque	3116	N.M
Max output torque	3929	N.M
Max turning speed	140	r/min

Items	Main parameters	Unit
ml/min	1248	ml/min
Rated turning speed	80	r/min
Rated prescure	25	Mpa
Max.pressure(Mpa)	31.5	Mpa
Rated output torque	3175	N.M
Max output torque	6250	N.M
Max turning speed	105	r/min

PHAL-18 TRANSVERSE DRUM CUTTER

PHBM rotary drum cutters are used in trenching, tunnelling, renovation and demolition projects, road building as well as many other applications. With our main team members are coming from famous cross-national factories and the main components manufactured with top quality components, PHBM special cutter attachments for excavators and skid-steer loaders are robust and reliable.

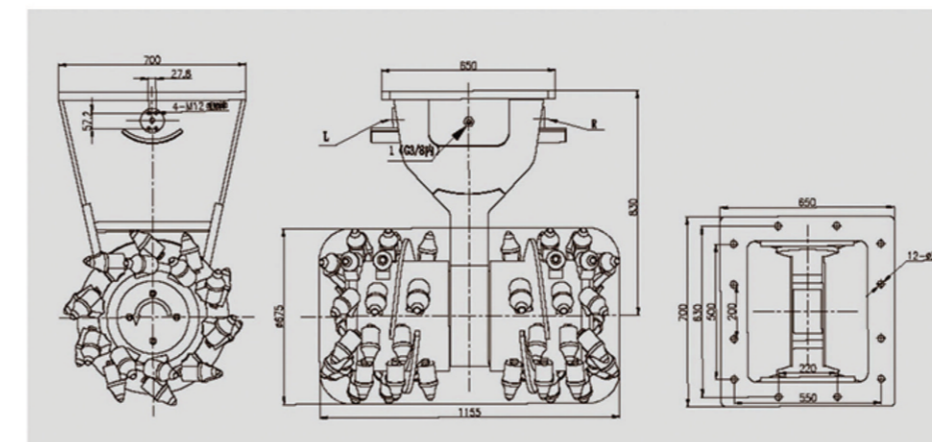


Items	Main parameters	Unit
ml/min	2099	ml/min
Rated turning speed	80	r/min
Rated prescure	25	Mpa
Max.pressure(Mpa)	31.5	Mpa
Rated output torque	8343	N.M
Max output torque	10512	N.M
Max turning speed	100	r/min

15-25

PHAL-35 TRANSVERSE DRUM CUTTER

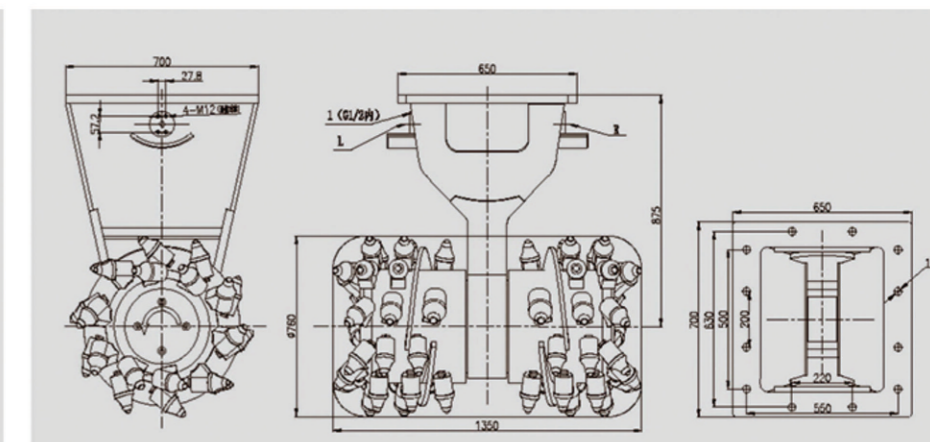
PHBM rotary drum cutters are used in trenching, tunnelling, renovation and demolition projects, road building as well as many other applications. With our main team members are coming from famous cross-national factories and the main components manufactured with top quality components, PHBM special cutter attachments for excavators and skid-steer loaders are robust and reliable.



Items	Main parameters	Unit
ml/min	4198	ml/min
Rated turning speed	63	r/min
Rated prescure	25	Mpa
Max.pressure(Mpa)	31.5	Mpa
Rated output torque	15000	N.M
Max output torque	18900	N.M
Max turning speed	110	r/min

25-35

PHAL-50 TRANSVERSE DRUM CUTTER



Items	Main parameters	Unit
ml/min	6011	ml/min
Rated turning speed	50	r/min
Rated prescure	25	Mpa
Max.pressure(Mpa)	31.5	Mpa
Rated output torque	21500	N.M
Max output torque	27000	N.M
Max turning speed	92	r/min

35-45